

pedar[®] insole catalogue



novel.de

Table of Contents

international shoe sizes	2
order form	3-4

pedar[®] insoles

children insoles	5-12
adult insoles	13-21
adult insoles wide.....	22-28
adult insoles extra wide	29-33
adult insoles long connectors.....	13-19
dorsal pads.....	34-36

Technical data

insole sizes	22 to 51 (european)
sensor thickness (mm)	1.9
thickness of leads	1.5
number of sensors	84 - 99
pressure range (kPa)	15 - 600
hysteresis (%)	< 7
resolution (kPa)	2.5
offset temperature drift (kPa/K)	< 0.5
frequency response (0-100 Hz)	< 2dB
min. bending radius (mm)	20
pressure change due bending (kPa)	< 20

International Shoe Sizes

Europe	US Men	US Women	US Children
22/23	-	-	5-6
24/25	-	-	7-8
26/27	-	-	8½-10
28/29	-	-	10½-11½
30/31	-	-	12-13
32/33	-	-	1-1½
34/35	-	-	2-3
36/37	-	5½-6½	3½-5
38/39	6-7	7-8½	5½-6
40/41	7½-8½	9-9½	-
42/43	9-10	10-11	-
44/45	10½-11	-	-
46/47	11½-12½	-	-
48/49	13-14	-	-
50/51	15-16½	-	-

Important note

When printing pages related to the sizes you were interested in, please check whether the printing option "shrink to page/expand to page" is ticked off.

This will allow to have the real size printed out, as otherwise it will be altered.

After printing please check the scale (100mm, in the bottom line of page) if it is showing the correct length.

Order form / Bestellliste – pedar® insoles

Please attach this form to your official order form. / Bitte fügen Sie diese Liste Ihrer Bestellung bei. Danke.

Children Insoles / Kindersohlen

(connector length min. 90 mm / Länge der Anschlusslasche min. 90 mm)

item name Bezeichnung	European size Europäische Größe	page Seite	number of insoles Anzahl	
			left / links	right / rechts
N	22/23	6		
O	24/25	7		
P	26/27	8		
Q	28/29	9		
R	30/31	10		
S	32/33	11		
T	34/35	12		

Adult Insoles (Standard width) / Erwachsenensohlen (Standardweite)

(connector length min. 170 mm / Länge der Anschlusslasche min. 170 mm)

item name Bezeichnung	European size Europäische Größe	page Seite	number of insoles Anzahl	
			left / links	right / rechts
U	36/37	14		
V	38/39	15		
W	40/41	16		
X	42/43	17		
Y	44/45	18		
Z	46/47	19		
A	48/49	20		
B	50/51	21		

Adult Insoles (wide) / Erwachsenensohlen (weit)

(connector length min. 170 mm / Länge der Anschlusslasche min. 170 mm)

item name Bezeichnung	European size Europäische Größe	page Seite	number of insoles Anzahl	
			left / links	right / rechts
UW	36/37	23		
VW	38/39	24		
WW	40/41	25		
XW	42/43	26		
YW	44/45	27		
ZW	46/47	28		

Order form / Bestellliste – pedar® insoles

Please attach this form to your official order form. / Bitte fügen Sie diese Liste Ihrer Bestellung bei. Danke.

Adult Insoles (Extra wide) / Erwachsenensohlen (extraweit)

(connector length min. 170 mm / Länge der Anschlusslasche min. 170 mm)

item name Bezeichnung	European size Europäische Größe	page Seite	number of insoles Anzahl	
			left / links	right / rechts
VE	38/39	30		
WE	40/41	31		
XE	42/43	32		
YE	44/45	33		

Adult Insoles (long connectors) / Erwachsenensohlen (lange Anschlusslaschen)

(connector length min. 370 mm / Länge der Anschlusslasche min. 370 mm)

item name Bezeichnung	European size Europäische Größe	page Seite	number of insoles Anzahl	
			left / links	right / rechts
US	36/37	14		
VS	38/39	15		
WS	40/41	16		
XS	42/43	17		
YS	44/45	18		
ZS	46/47	19		

note: Layout of the sensors is equal to Standard width / Hinweis: Sensorlayout entspricht Standardweite

Dorsal Pads

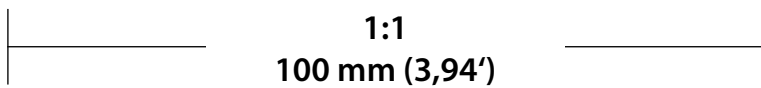

(connector length min. 150 mm / Länge der Anschlusslasche min. 150 mm)

item name Bezeichnung	European size Europäische Größe	page Seite	number of insoles Anzahl	
			left / links	right / rechts
VD	38/39	35		
XD	42/43	36		

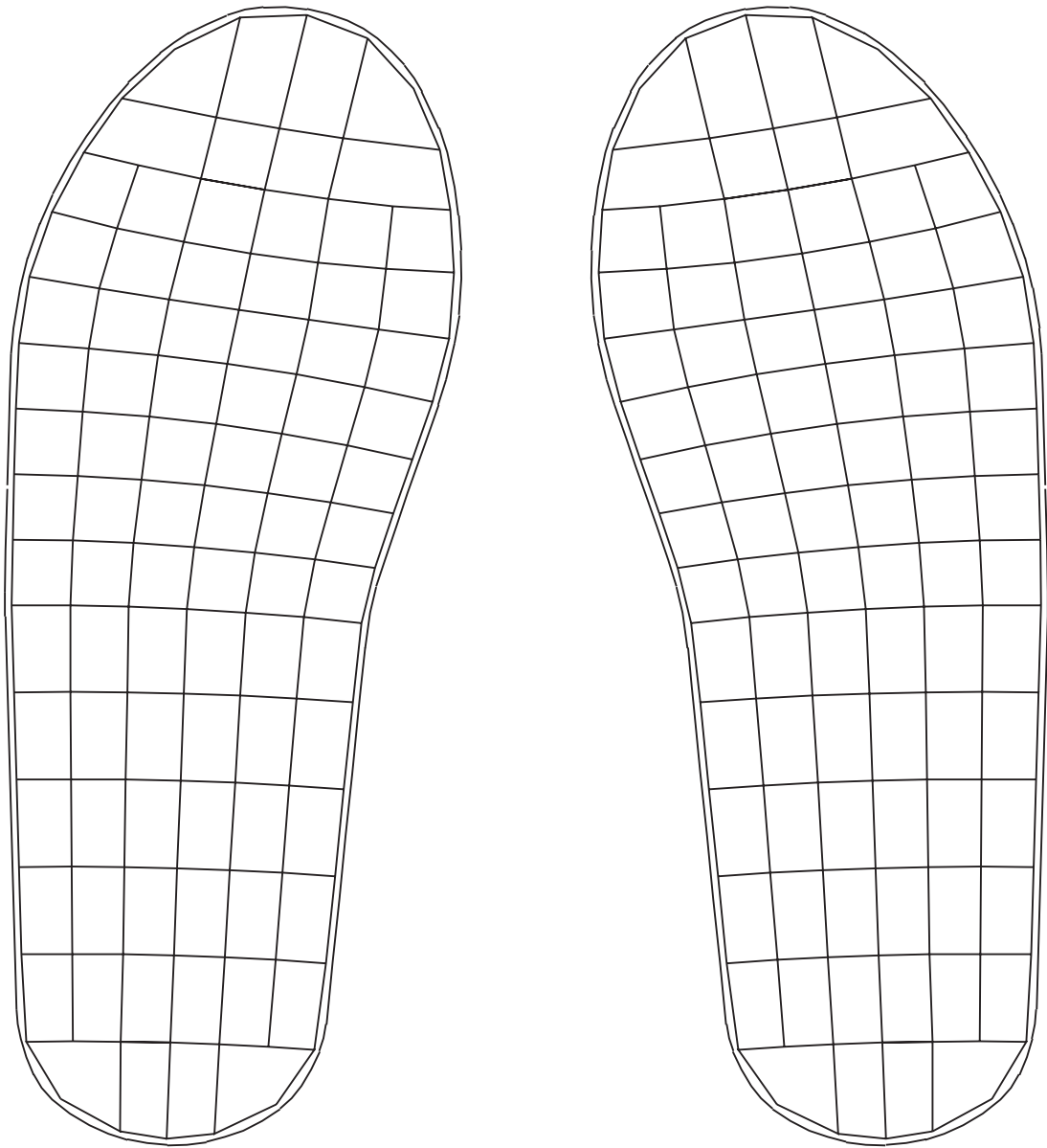
Children Insoles

Insole	European Size
N	22/23
O	24/25
P	26/27
Q	28/29
R	30/31
S	32/33
T	34/35

Insole N




Insole O




1:1
100 mm (3,94')

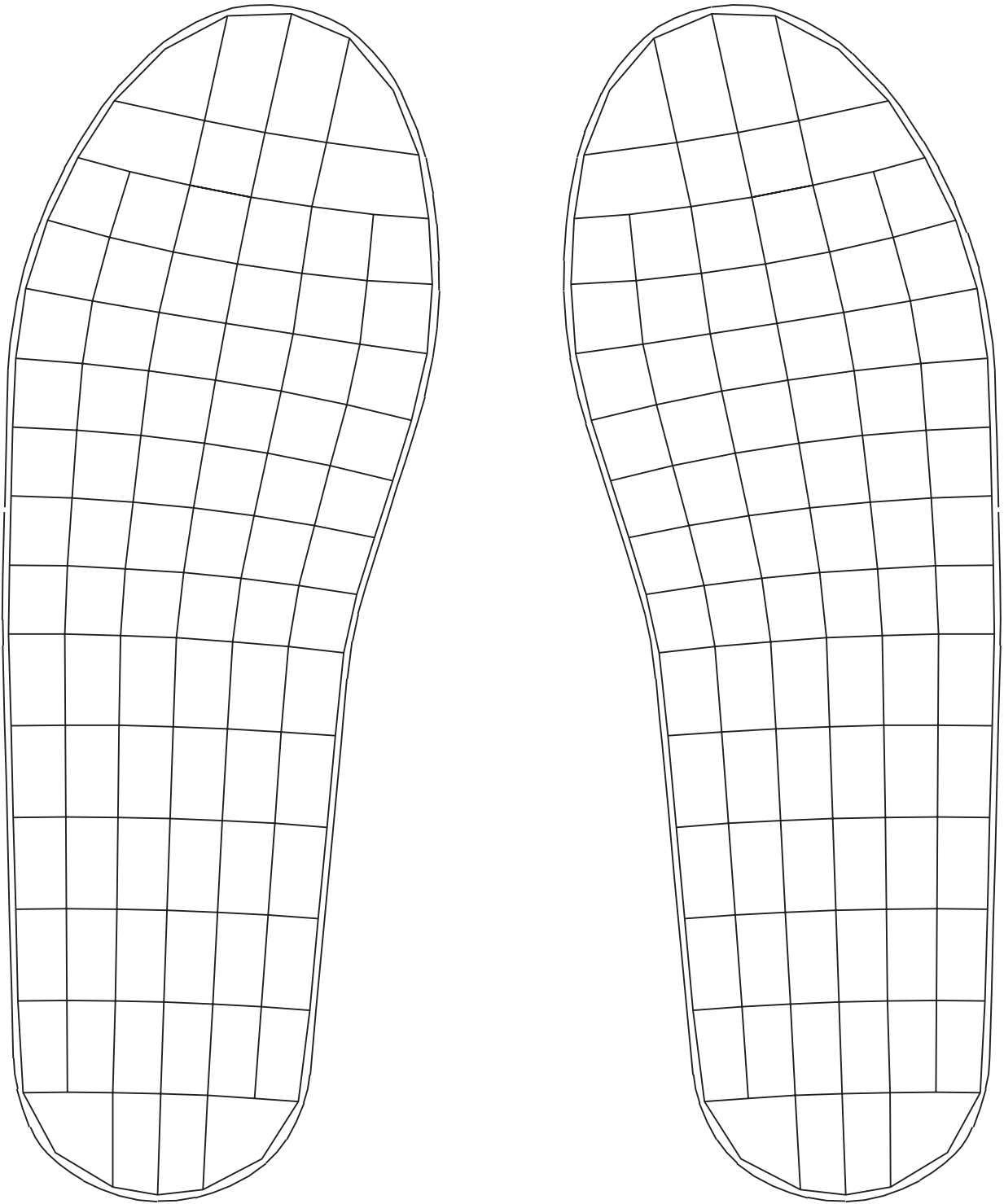
Insole P



1:1
100 mm (3,94')

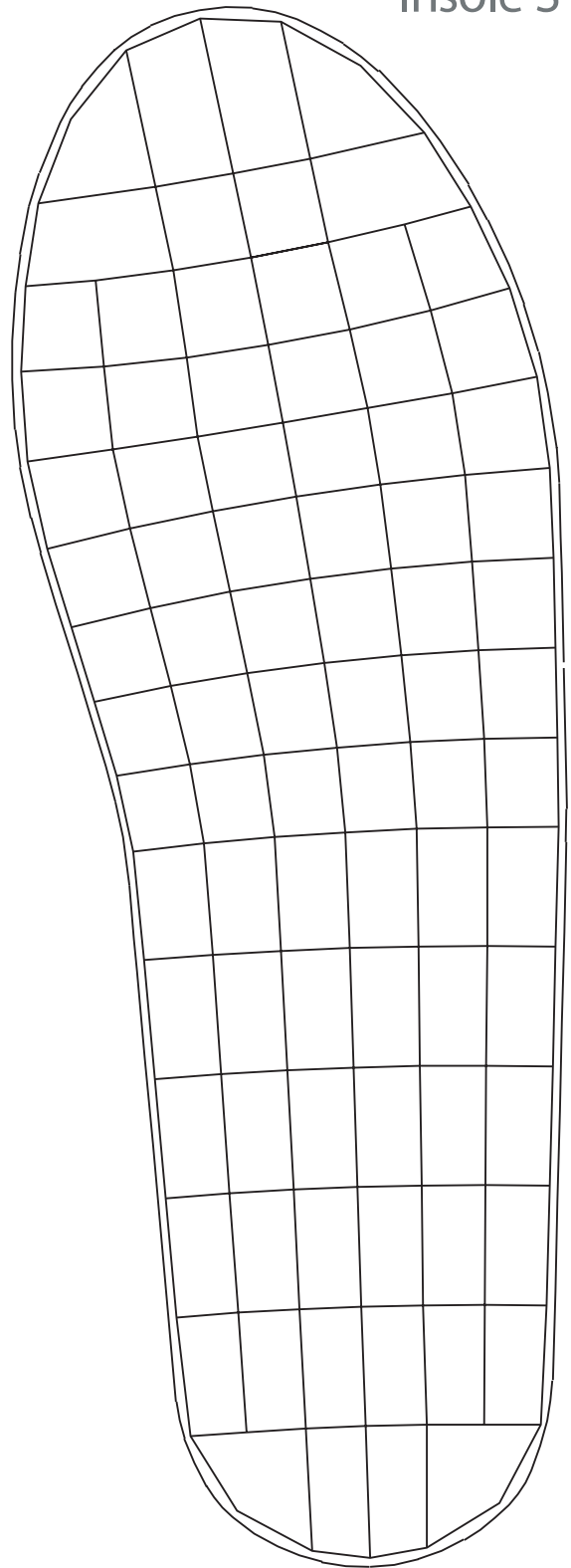
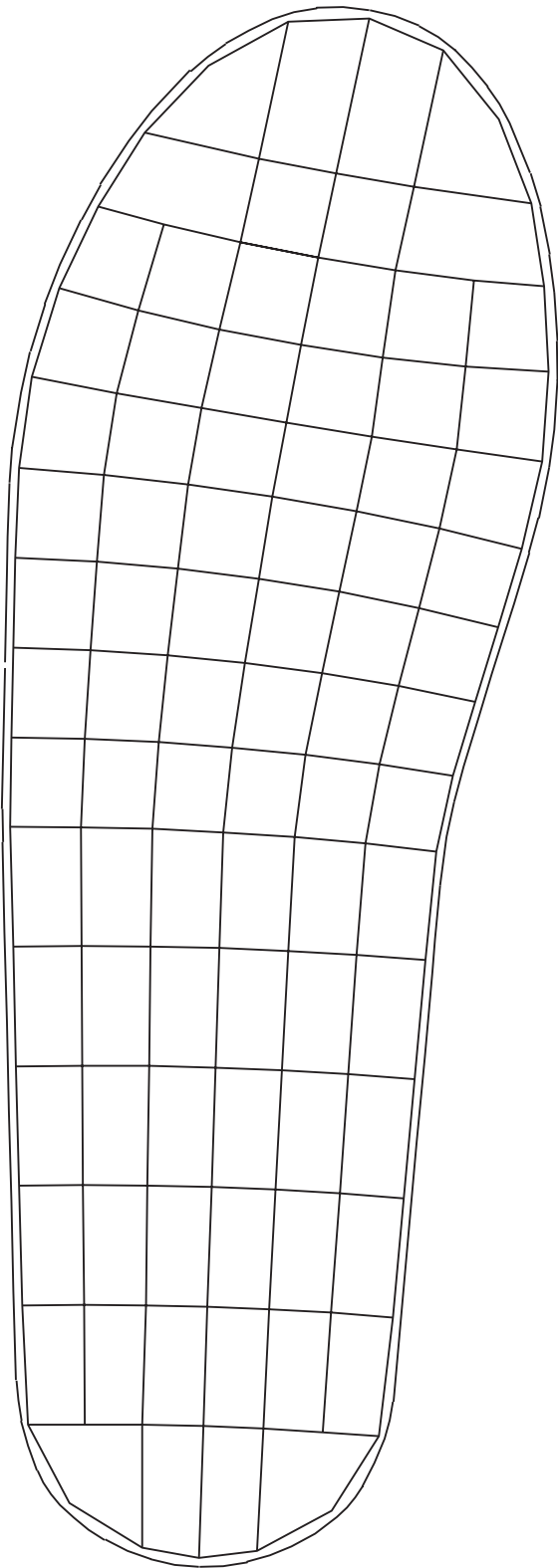


1:1
100 mm (3,94')




1:1
100 mm (3,94')

Insole S



1:1
100 mm (3,94')

Insole T



1:1
100 mm (3,94')

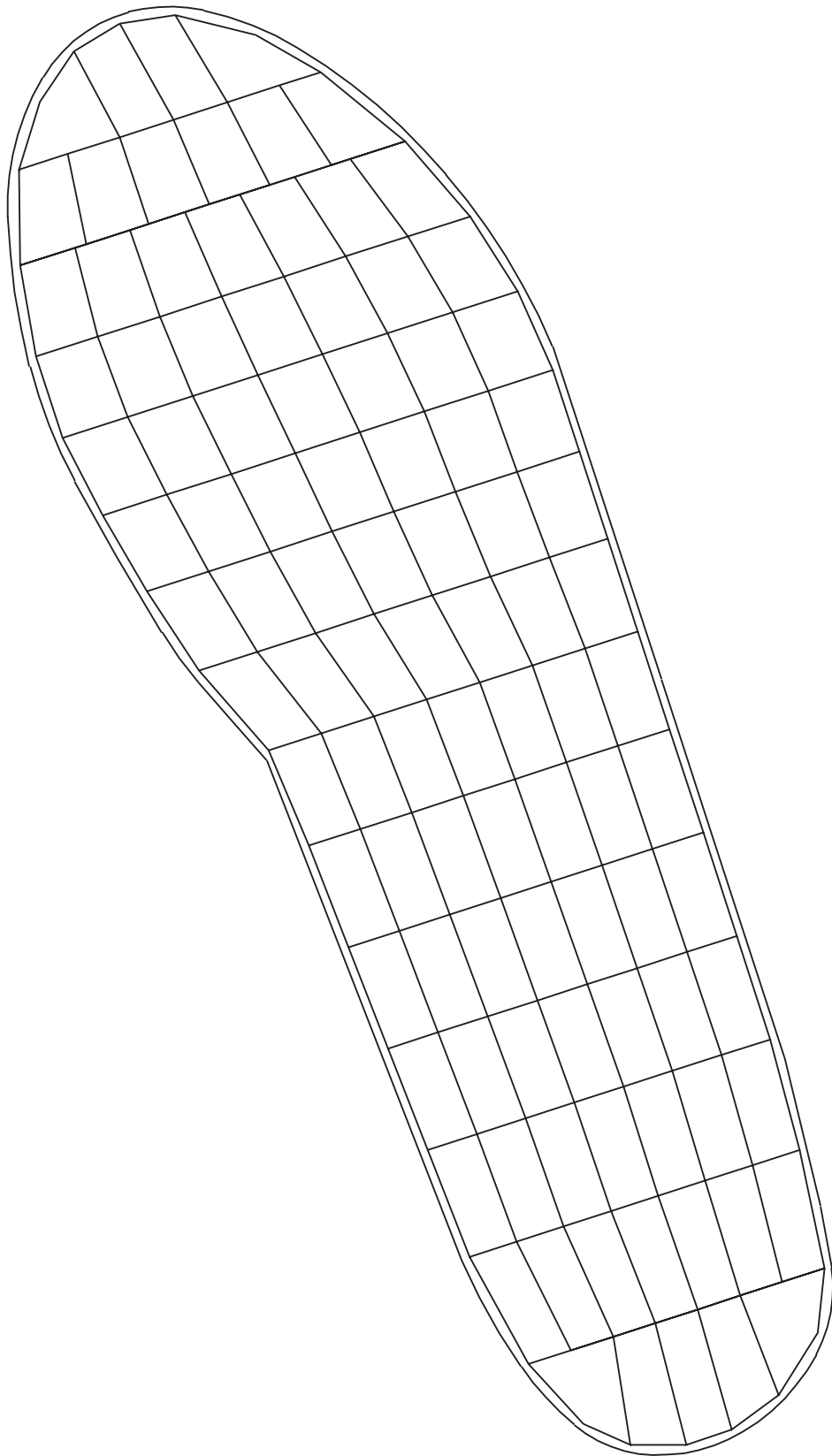
Adult Insoles Standard

Insole	European Size
U	36/37
V	38/39
W	40/41
X	42/43
Y	44/45
Z	46/47
A	48/49
B	50/51

Adult Insoles Long connectors

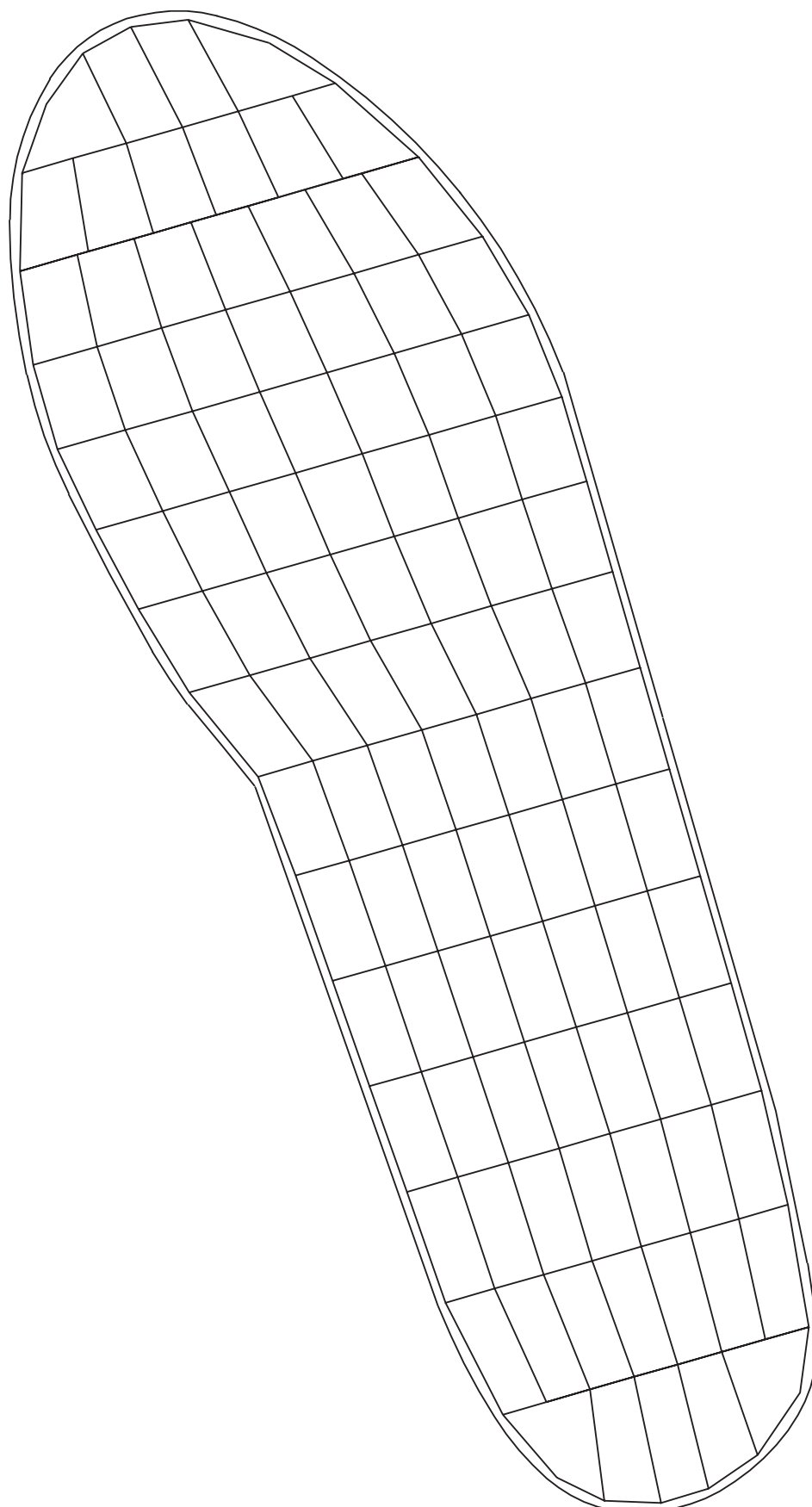
Insole	European Size
US	36/37
VS	38/39
WS	40/41
XS	42/43
YS	44/45
ZS	46/47

Insole U




—| 1:1 |—
100 mm (3,94')

Insole V



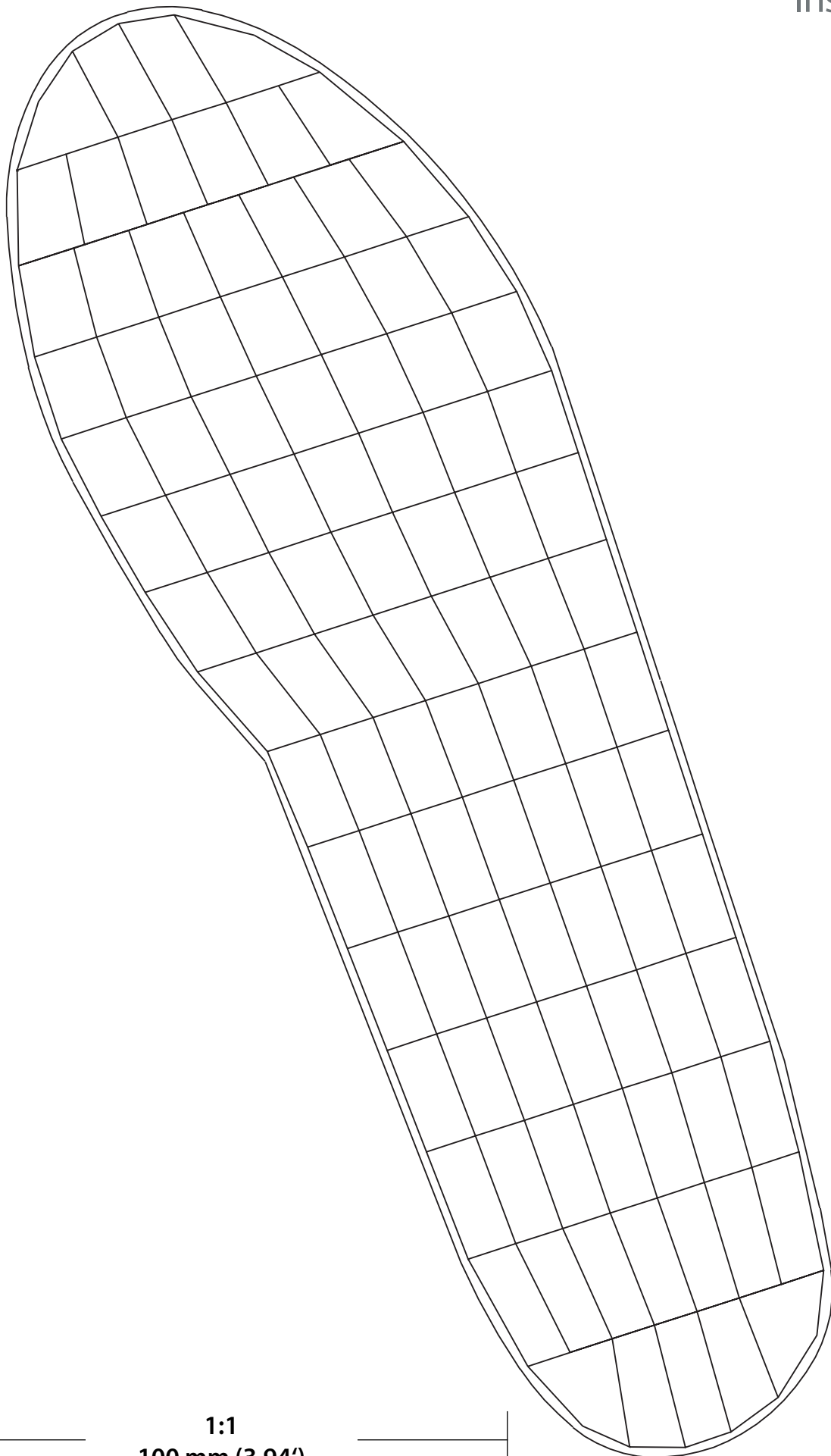
1:1
100 mm (3,94')

Insole W



1:1
100 mm (3,94')


Insole X



1:1
100 mm (3,94')




Insole Y



1:1
100 mm (3,94')


Insole Z



1:1
100 mm (3,94')




Insole A



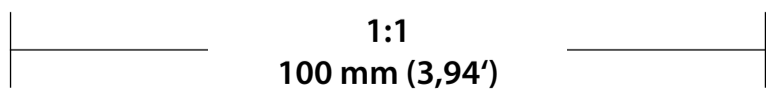
1:1
100 mm (3,94')



Insole B



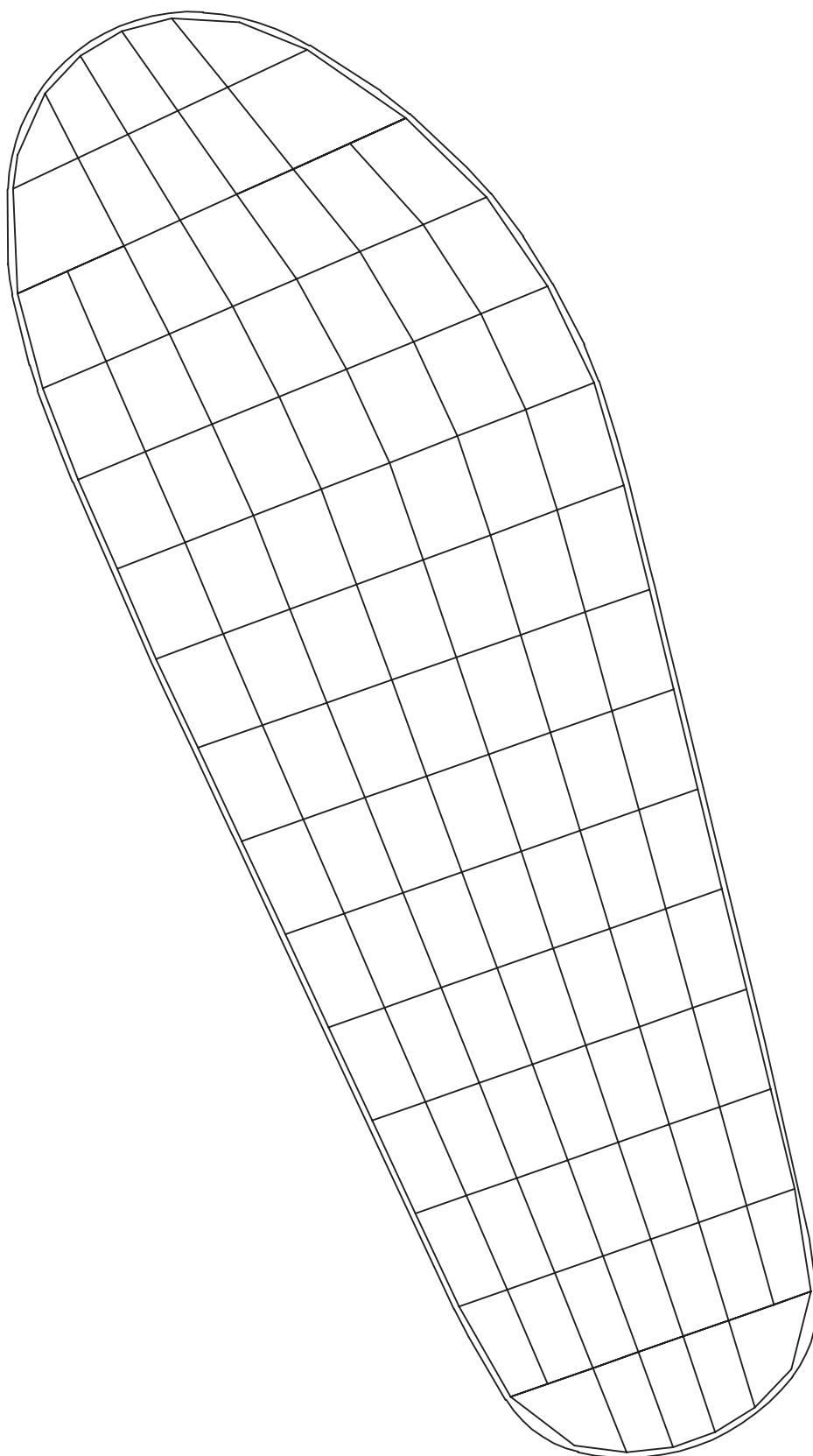
You need to print out this insole size on Din A3 format if you would like to have it in real size.



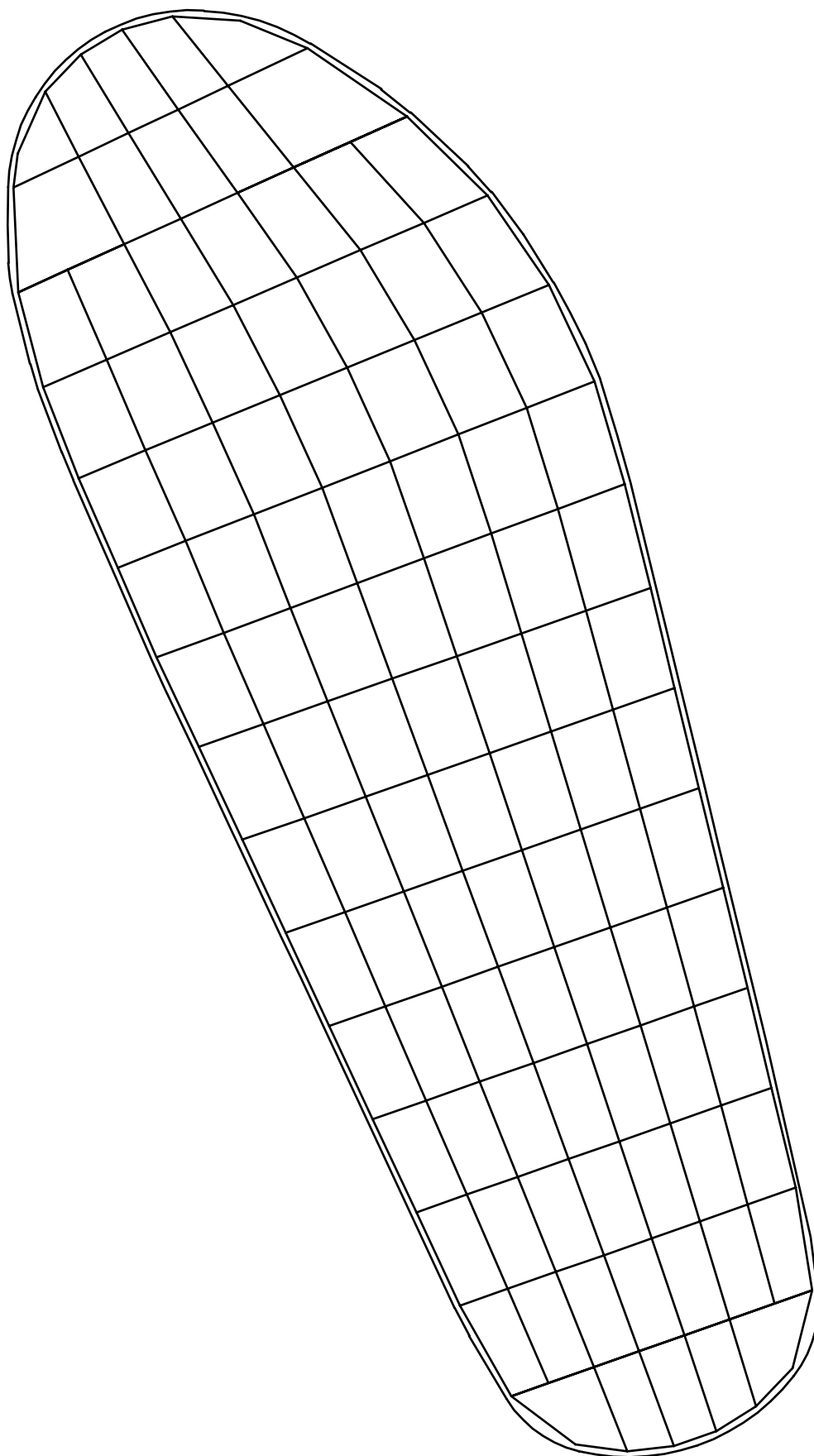
Adult Insoles

Wide

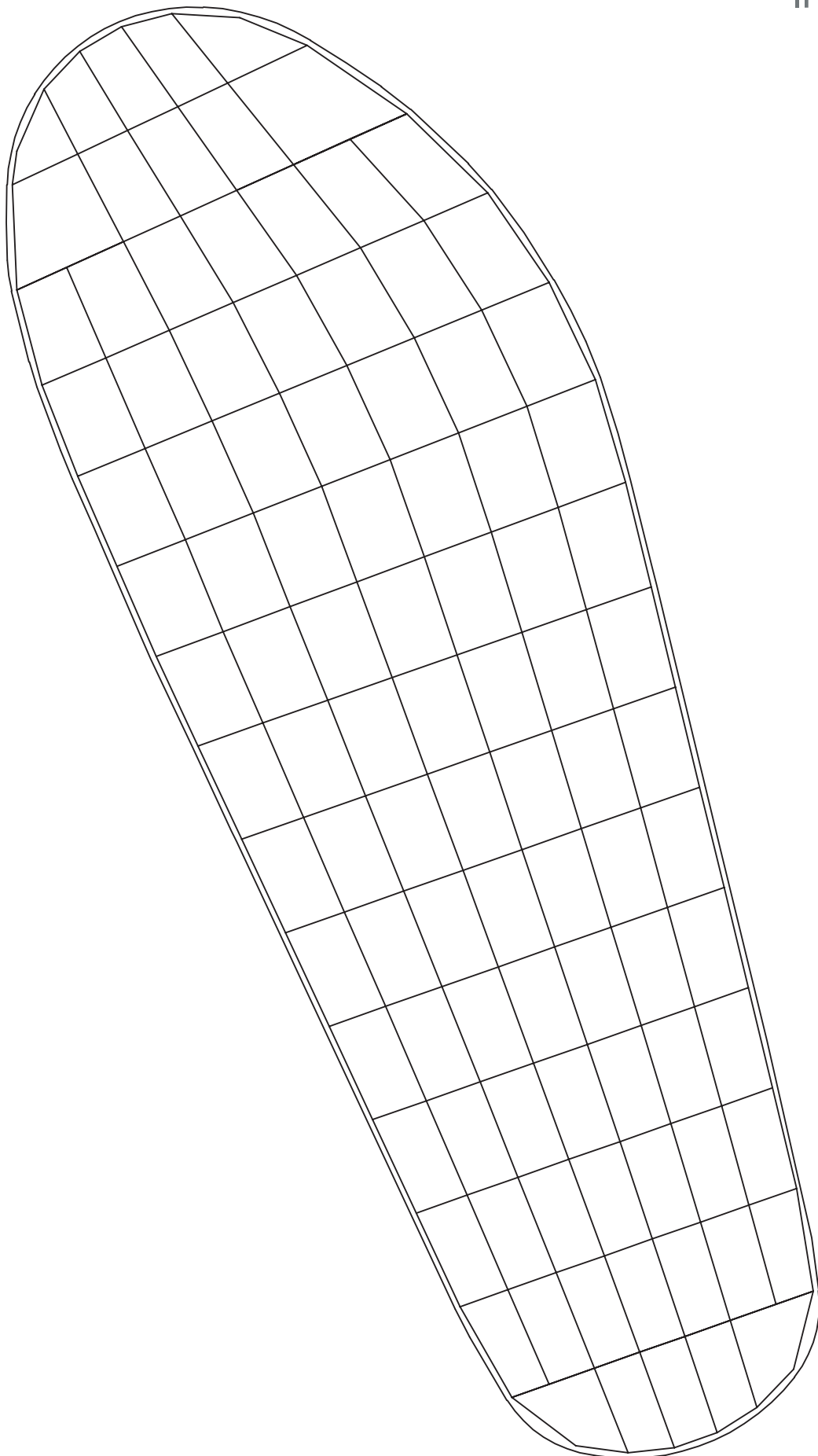
Insole	European Size
UW	36/37
VW	38/39
WW	40/41
XW	42/43
YW	44/45
ZW	46/47



1:1
100 mm (3,94')

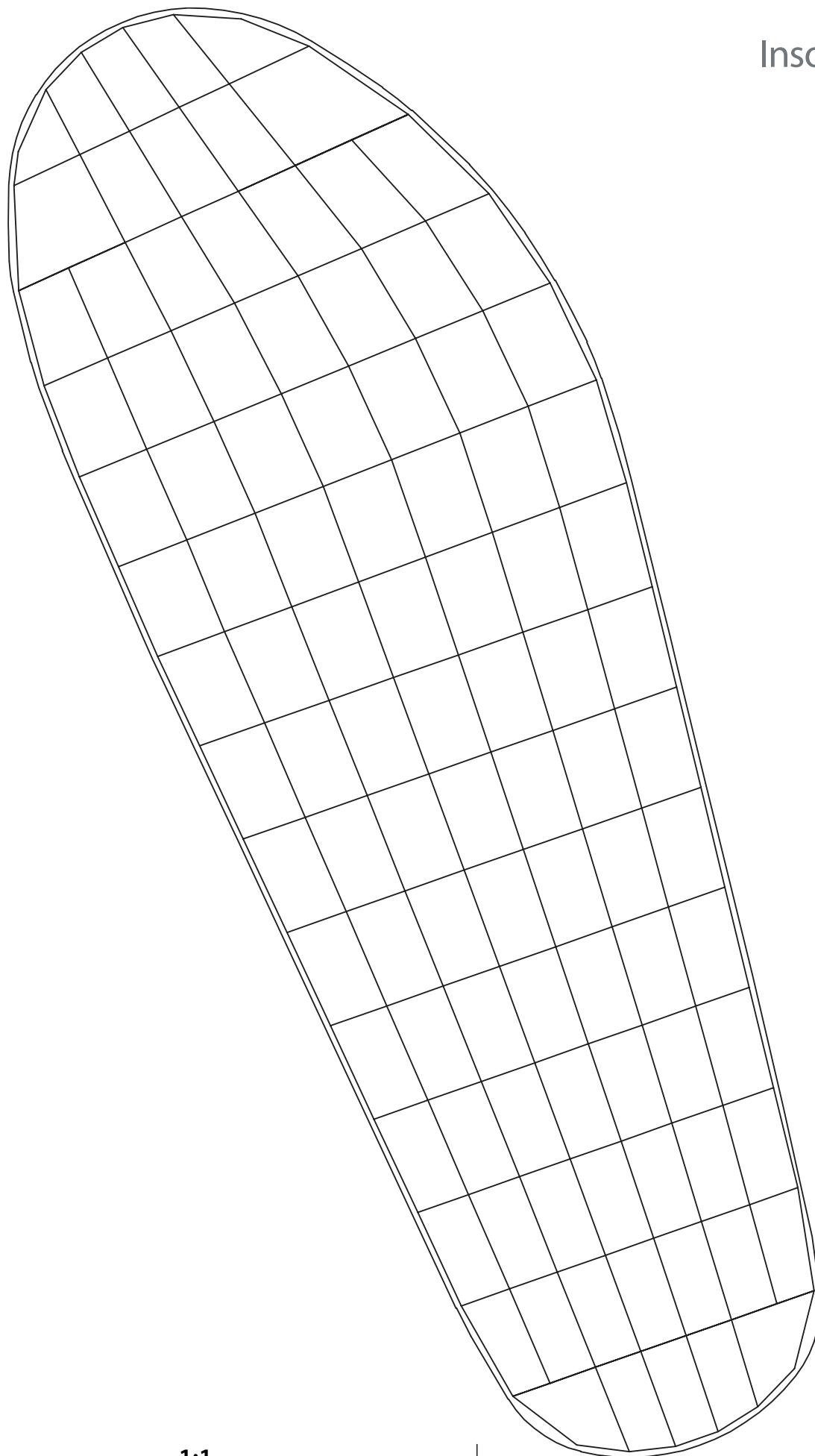


1:1
100 mm (3,94')



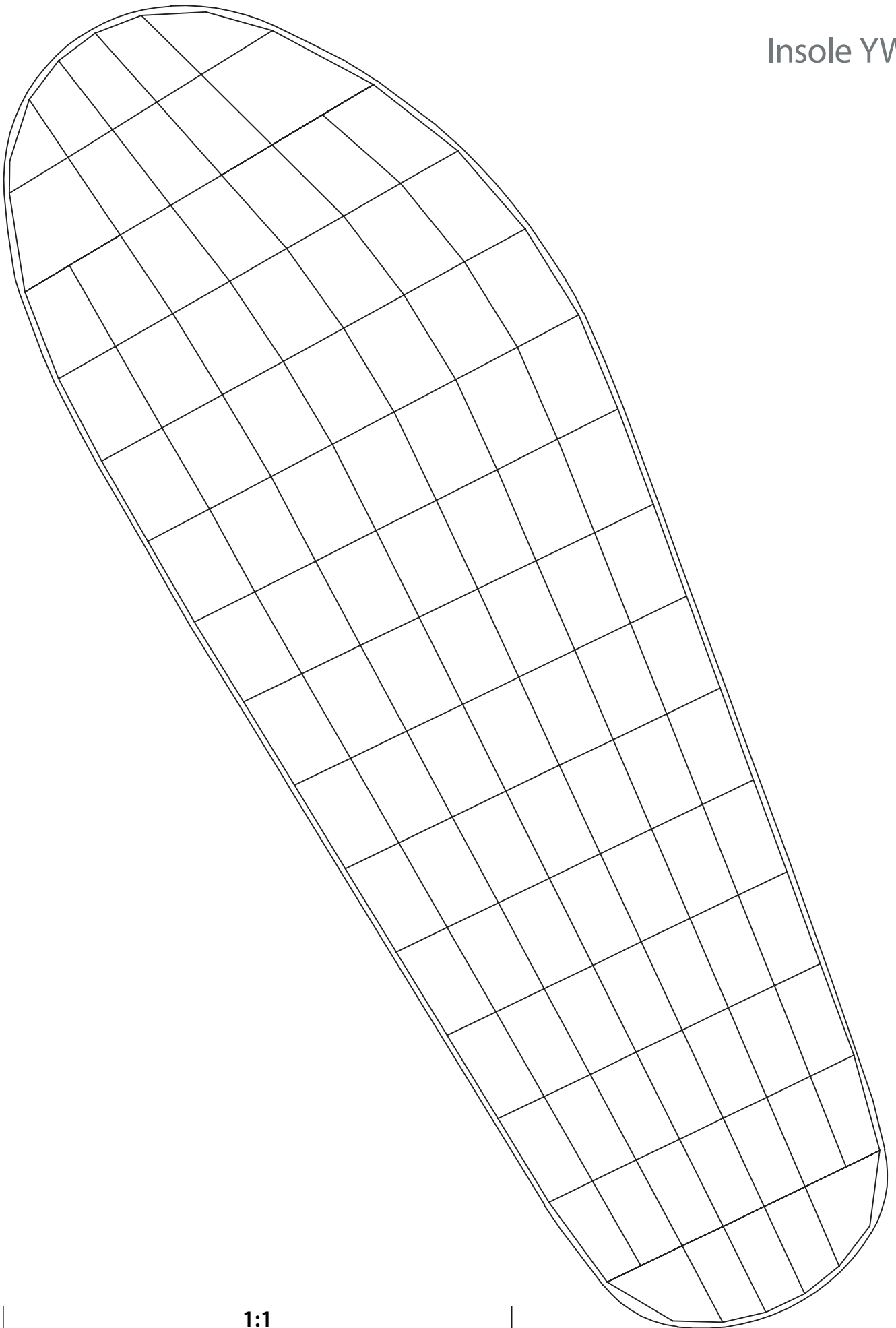
1:1
100 mm (3,94')

Insole XW



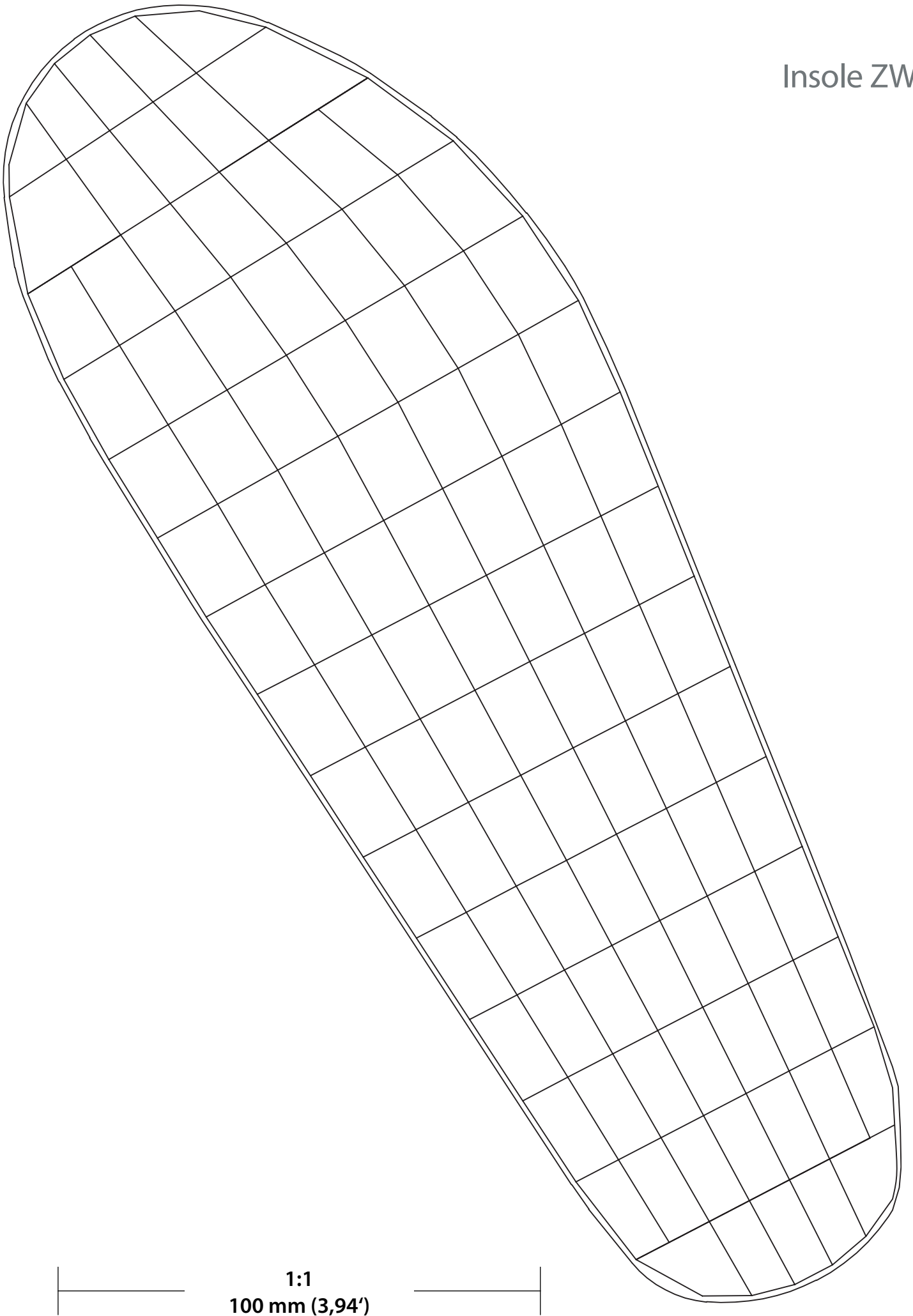
1:1
100 mm (3,94')

Insole YW



1:1
100 mm (3,94')

Insole ZW




1:1
100 mm (3,94')


Adult Insoles

Extra Wide

Insole	European Size
VE	38/39
WE	40/41
XE	42/43
YE	44/45




—| 1:1 |—
100 mm (3,94')




1:1
100 mm (3,94')

Insole XE



1:1
100 mm (3,94')

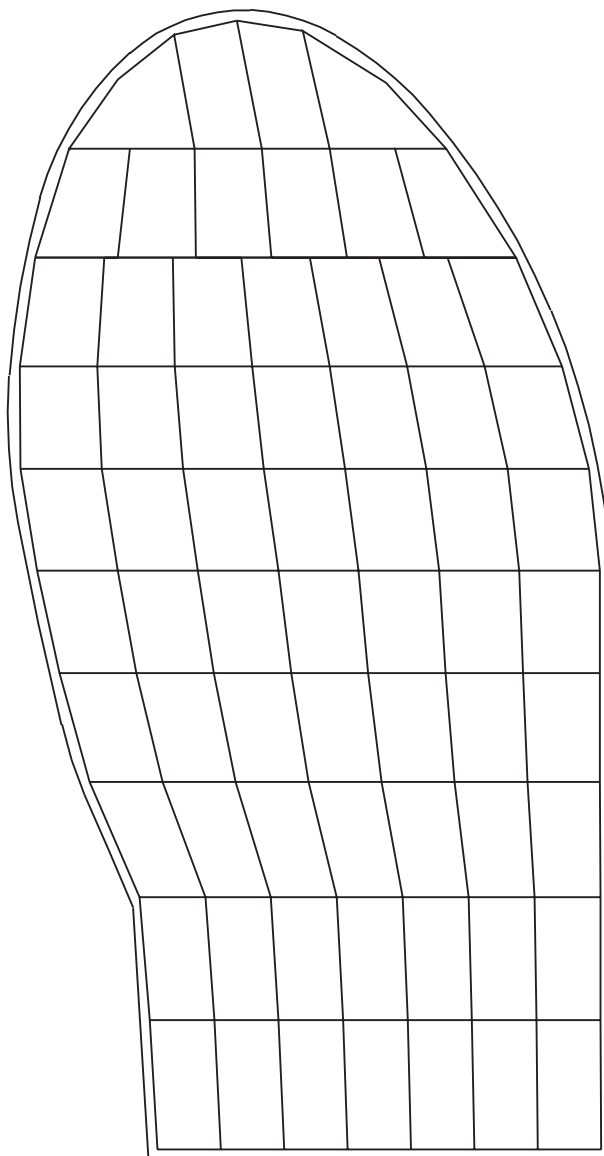
Insole YE



1:1
100 mm (3,94')

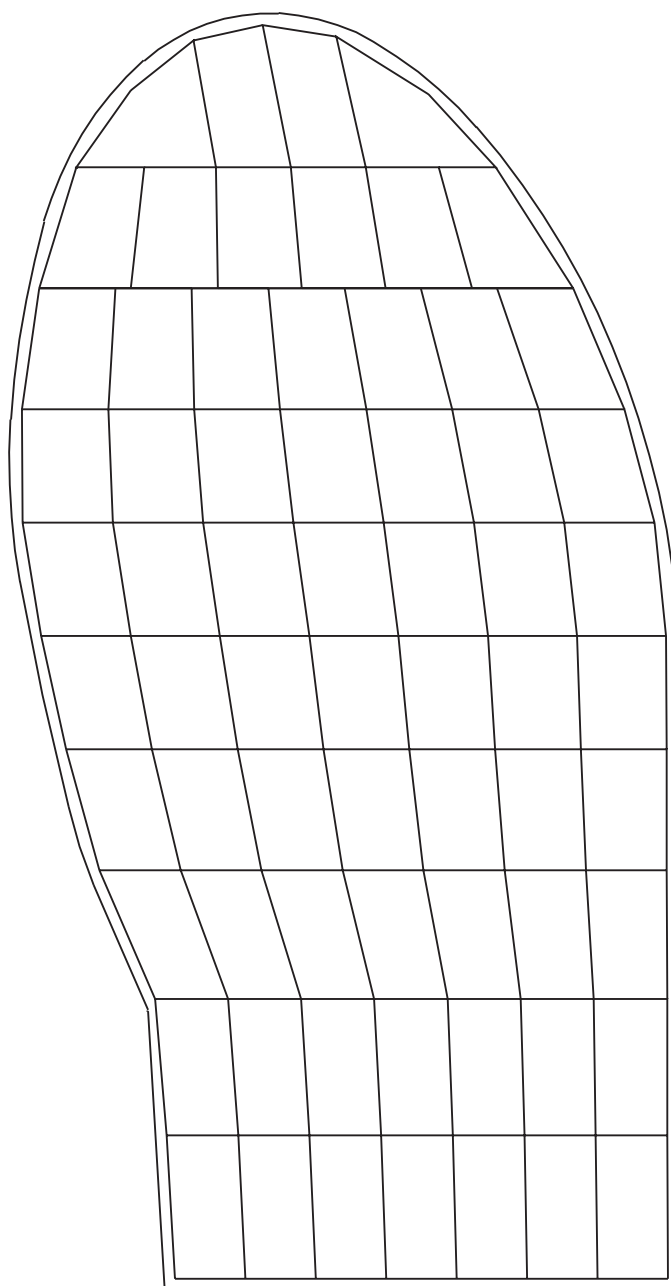
Dorsal Pads

Insole	European Size
VD	38/39
XD	42/43



1:1
100 mm (3,94')





1:1
100 mm (3,94')